

IP

I P BUILDING MATERIALS TRADING FZE

TAMTEK

PRESTO

Craft-Pro
by **PRESTO**

TIVOLY

EMC

WEICON

Ambersil

AQUAFill

LUDECKE

allflex

ERA
UPVC / CPVC / PPR

Maxwell
Drain Testing Plugs

bonomini
TECNOLOGIE IDRAULICHE

WADFOW

CF COOPER


ATLAS
PVC&PPVC FITTINGS
UPVC / PVC

JCS

PRAKASH

Starrett


V-COIL
THREAD INSERT SYSTEM



Phone / WhatsApp: +971 52 887 4525
Ajman, United Arab Emirates
www.ipbuildingmaterials.com

ipbuildingmaterialstrading@gmail.com

DRAIN TESTING PLUGS




Nominal Pipe Size (MM)	Nominal Pipe Size (INCH)	BSP Outlet Size	Min./Max. Operating Range (MM)
40	1 ½	½"	36-48
50	2	½"	49-60
75	3	½"	73-85
100	4	½"	94-110
150	6	½"	146-163
200	8	½"	191-211
250	10	½"	244-260
300	12	½"	296-314

PVC & UPVC PIPES



All pressure pipes conforming to British Standards EN1452-2. Inch size (CLASS E, D & C) Metric series (PN16, PN10 & PN6)

Size (INCH)	½	¾	1	1 ¼	1 ½	2	2 ½	3	4	6	8	10	12
Size (MM)	20	25	32	40	50	63	75	90	110	160	200	250	315



PVC & UPVC FITTINGS

All PVC and UPVC fittings are available in White & Grey, Size varying from ½" to 12" inches.

All pressure pipes conforming to British Standards EN1452-3 (BS4346), SCH40, SCH80, DIN Standard 1063, PN16, PN10, for imperial sizes Inches & MM.

						
90° Elbow	Female Elbow	45° Elbow	Tee	Female Tee	Reducing Tee	Female Reducing Tee
						
Socket	Female Socket	Male Socket	End Cap	Female Thread Cap	Female Slip Socket	Reducer Bush
						
Female Reducer Bush	Cross Tee	Yee	Male Thread Plug	Hex Nipple	Barrel Nipple	Long Bend

PVC VALVES

Valves, Flanges conforming to British standard & DIN.

Size (INCH)	½	¾	1	1 ¼	1 ½	2	2 ½	3	4	6	8	10	12	14	16
Size (MM)	20	25	32	40	50	63	75	90	110	160	200	250	315	350	400

						
Double Union Ball Valve	Single Union Ball Valve	Double Union Spring Check Valve	Union	Van Stone Flange	Fix Flange	Backing Ring
						
Stub Flange	Bling Flange	Butterfly Valve With Mounting Kit	Butterfly Valve Gear Type	Butterfly Valve	Gasket	Compact Ball Valve
						
Wafer Check Valve	Spring Union Check Valve	Swing Check Valve	Foot Valve	Tank Connector	Value Box (Rectangular Round)	Electrical Actuate Ball Valve

PPR FITTINGS

All PPR fittings are available in Green, Size varying from ½" to 12" inches.

All PPR pipes conforming to British Standards EN1452-3 (BS4346), SCH40, SCH80, DIN Standard 1063, PN16, PN10, for imperial sizes Inches & MM.

						
Double Female Elbow	Bridge II	Thread Plug	Male Thread Union	Valve Long Handle	Socket M/F	Bridge
						
Female Brass Union	Reducing Elbow	Valve Crom Handle	Combining Joint	Elbow Wall Plate	Male Thread Elbow	Female Elbow
						
Female Thread Tee	Female Elbow Plate	Male Thread Bush	Female Thread Bush	90 Elbow	End Cap	Union Two Side Weld
						
Female Reducer Bush	Straight Tee	Cross Tee	Weld in Saddle	Socket	Valve Crom Handle	Compact Ball Valve

WEICON



AMBERSIL



LUDECKE



FLOOR TRAP / DRAIN

Stainless Steel 316 Grade

Available Size
80 X 80 MM | 100 X 100 MM | 200 X 200 MM



Clean Out




3 PC Set




2 PC Set

ALUMINIUM MANHOLE COVERS



Size (CM)	Clear Open (CM)
30 X 30	22 X 22
40 X 40	32 X 32
50 X 50	40 X 40
60 X 60	50 X 50
70 X 70	60 X 60
80 X 80	70 X 70
90 X 90	80 X 80
100 X 100	90 X 90
110 X 110	100 X 100
120 X 120	110 X 110
130 X 130	120 X 120



LADDERS

ALUMINUM DUAL PURPOSE LADDER



MODEL	STEPS	LENGTH (MTR)	EXT LENGTH (MTR)	MAX LOAD (KG)
DP 03	03	0.90	-	150 KG
DP 04	04	1.20	-	
DP 05	05	1.50	2.70	
DP 06	06	1.80	3.30	
DP 07	07	2.10	3.90	
DP 08	08	2.40	4.50	
DP 09	09	2.70	5.10	
DP 10	10	3.00	5.70	
DP 12	12	3.60	6.60	



ALUMINUM PLATFORM LADDER



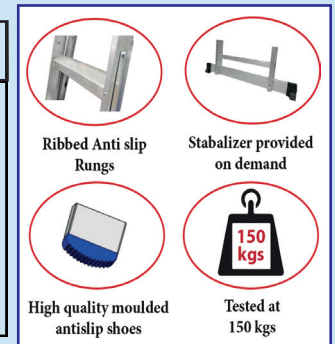
MODEL	STEPS	PLAFORM HEIGHT (MTR)	WORKING LENGTH (MTR)	MAX LOAD (KG)
TPL 05	05	0.96	2.76	120 KG
TPL 06	06	1.16	2.96	
TPL 07	07	1.36	3.16	
TPL 08	08	1.55	3.35	
TPL 09	09	1.76	3.56	



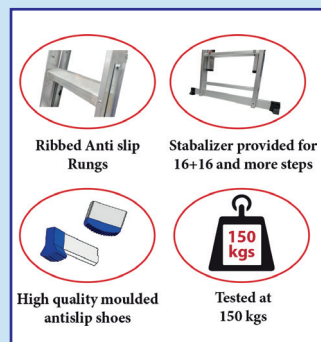
ALUMINUM STRAIGHT LADDER



MODEL	STEPS	LENGTH (MTR)	MAX LOAD (KG)
STL 08	08	2.26	150 KG
STL 10	10	2.82	
STL 12	12	3.38	
STL 14	14	3.94	
STL 16	16	4.50	
STL 18	18	5.06	
STL 20	20	5.62	
STL 22	22	6.18	



ALUMINUM EXTENSION LADDER




MODEL	STEPS	LENGTH (MTR)	MAX LOAD (KG)
EXT 08	08 + 08	2.26	150 KG
EXT 10	10 + 10	2.82	
EXT 12	12 + 12	3.38	
EXT 14	14 + 14	3.94	
EXT 16	16 + 16	4.50	
EXT 18	18 + 18	5.06	
EXT 20	20 + 20	5.62	
EXT 22	22 + 22	6.18	



ALUMINUM MULTI PURPOSE LADDER

MODEL	STEPS	A LENGTH (MTR)	B LENGTH (MTR)	C LENGTH (MTR)	D LENGTH (MTR)
MPL 12	4 X 3	0.935	3.46	1.70	1.76
MPL 16	4 X 4	1.215	4.58	2.22	2.31
MPL 20	4 X 5	1.500	5.70	2.76	2.88
MPL 24	4 X 6	1.775	6.82	3.30	3.36



STEEL LADDER

MODEL	STEPS	A (CM)	B (CM)	C (CM)	MAX LOAD (KG)
SL 02	2	90	47	49	120 KG
SL 03	3	115	72	65	
SL 04	4	140	97	81	
SL 05	5	164	122	99	
SL 06	6	188	146	117	



DOUBLE SCAFFOLDING LADDER



SIZE AVAILABLE
2 MTR - 16 MTR

SINGLE SCAFFOLDING LADDER



SIZE AVAILABLE
2 MTR - 12 MTR

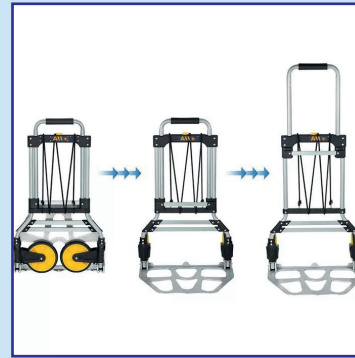
MAX LOAD CAPACITY 650 KGS - PIPE THICKNESS 2.5mm

Manufactured as per EN 1004 Standard, BS 1139 Standard

PLATFORM TROLLEY



2 WHEEL FOLDING HAND TRUCK



3 WHEEL FOLDING HAND TRUCK



DRILLING MATERIALS & TOOL HOLDERS



TAPS AND DIES



MACHINE SHOP ACCESSORIES



HAND TOOLS



CLAMPING



INDUSTRIAL CLEANING

